



2023-2024 AMENDED FINAL BUDGET

Regular Meeting of the Board of School Trustees

December 14, 2023

Jason A. Goudie, Chief Financial Officer



OVERVIEW

2023-2024 Timeline

Uncertainties

Student Enrollment and Base Rate

Pupil-Centered Funding Plan

Total Per Pupil Revenues

Where the Money Comes From

General Operating Revenues

Revenue: State Projections and Assumptions

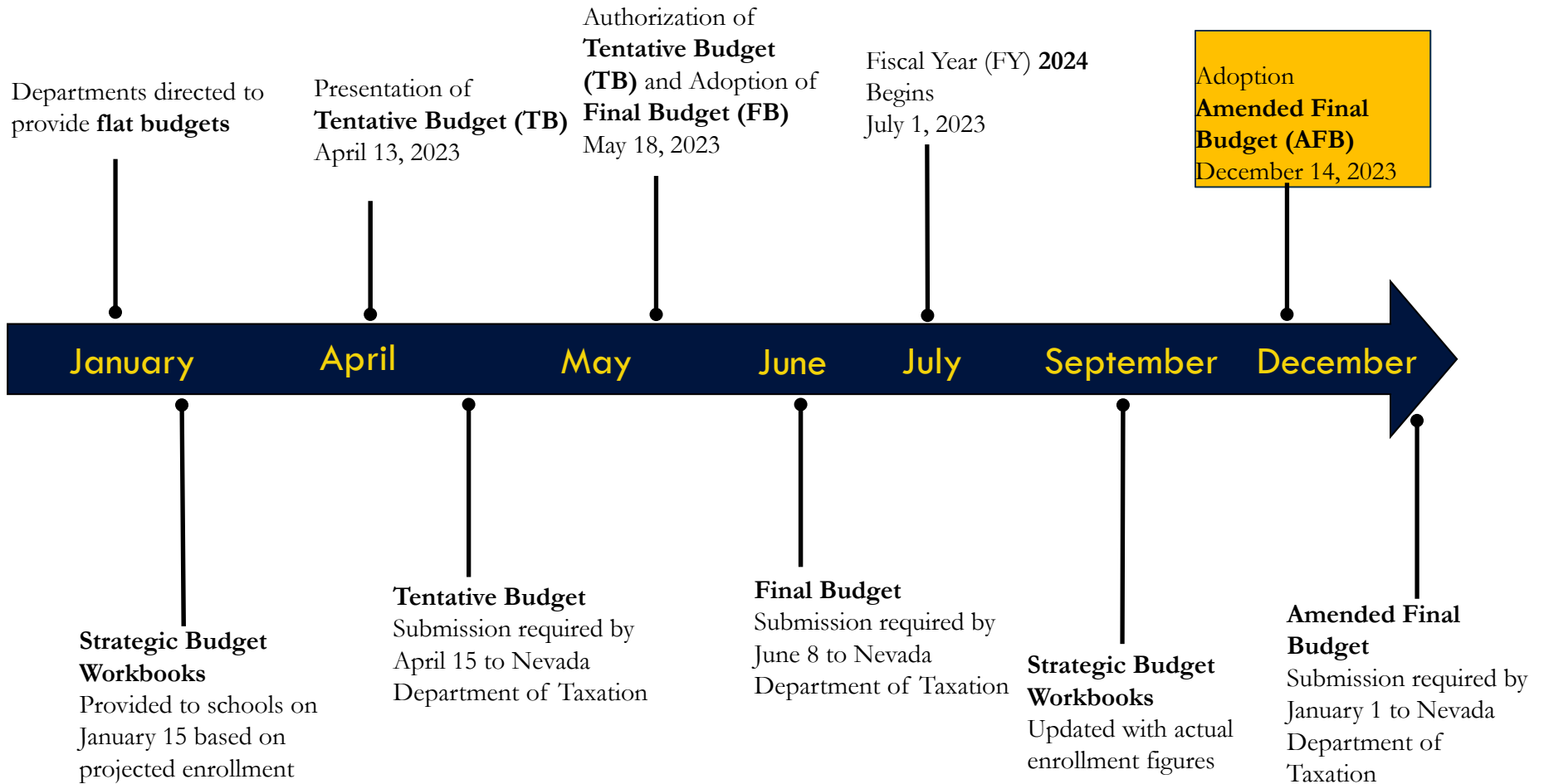
Where the Money is Spent

Budget Comparison

Unassigned Ending Fund Balance

Employee Contracts Status

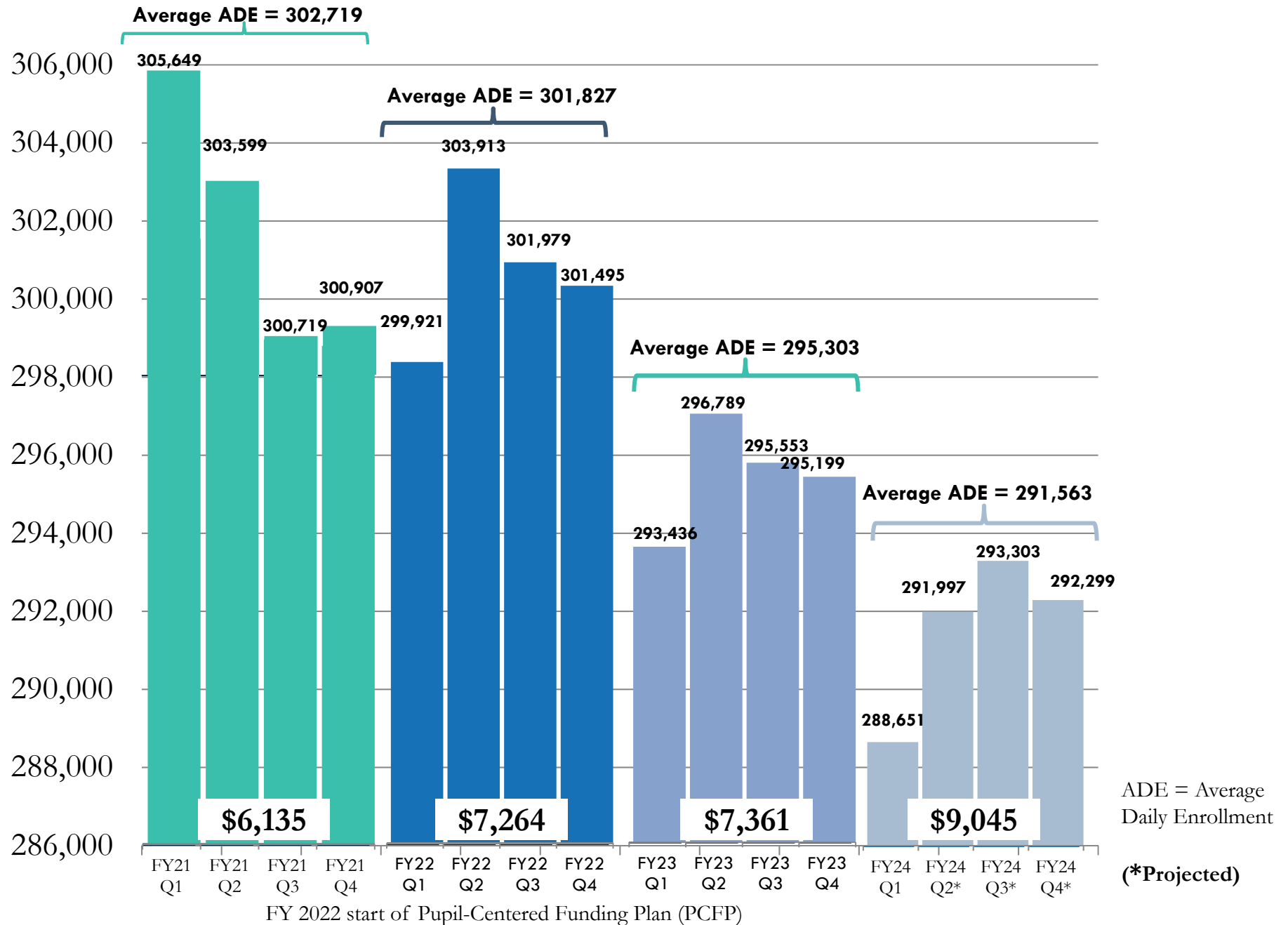
2023-2024 TIMELINE



UNCERTAINTIES

- Enrollment uncertainties
- Risk of recession
- Potential continuation of Elementary and Secondary School Emergency Relief (ESSER) initiatives post-federal funding

STUDENT ENROLLMENT AND BASE RATE



PUPIL-CENTERED FUNDING PLAN

Fully implemented the PCFP in 2022-2023 school year

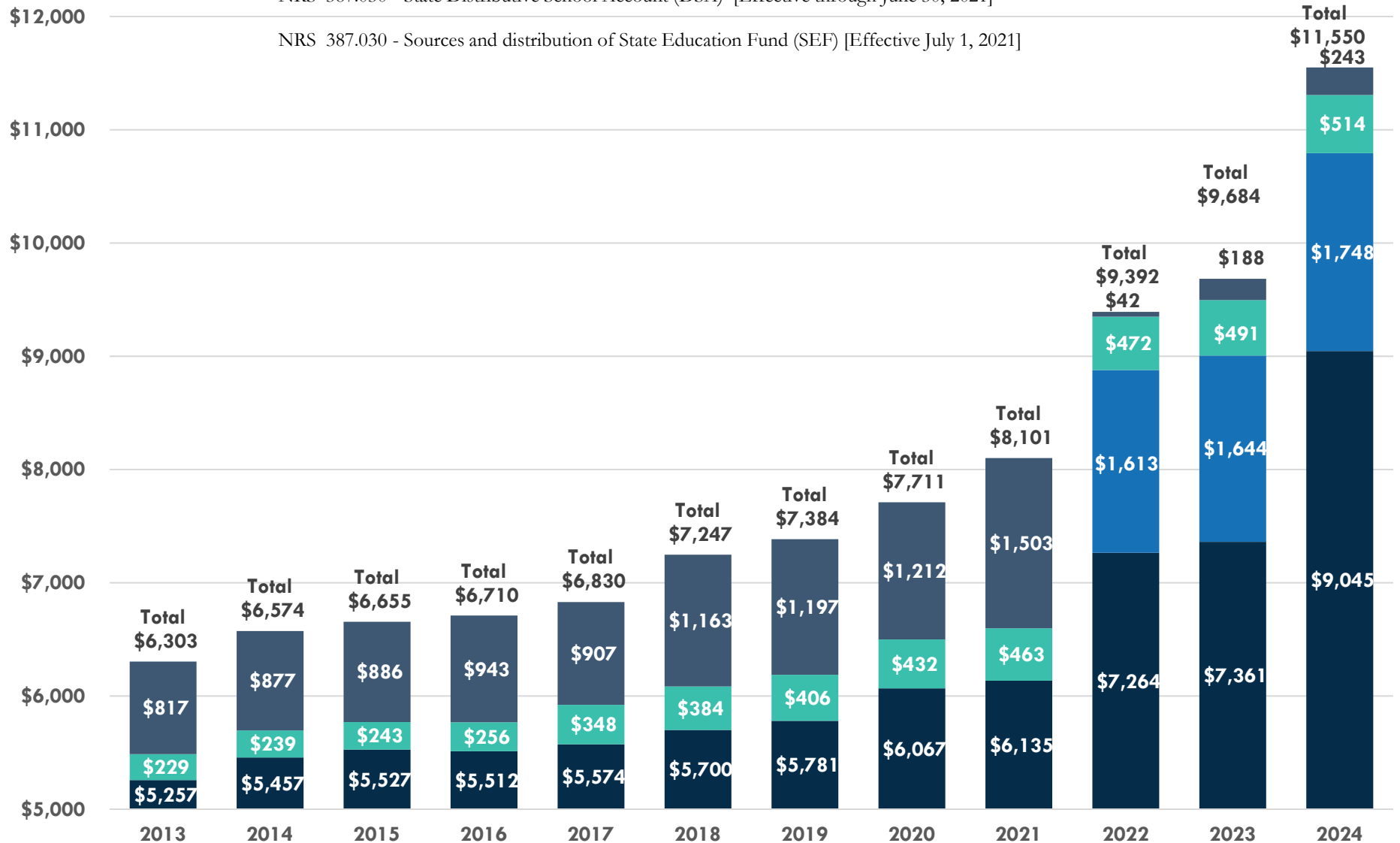
- Key Objective – funds are distributed by each school district to its public schools in a manner that ensures each pupil in the school district receives a reasonably equal educational opportunity
- Districts receive adjusted base funding, weighted funding, and auxiliary service funding
- Weighted funding is for English Learner, At-Risk, and Gifted and Talented students
- Governor's budget utilizes the new definition of At-Risk (starting FY 2025)

TOTAL PER PUPIL REVENUES

(General Operating Fund)

NRS 387.030 - State Distributive School Account (DSA) [Effective through June 30, 2021]

NRS 387.030 - Sources and distribution of State Education Fund (SEF) [Effective July 1, 2021]



■ General Fund - SEF - Base PCFP ■ General Fund - SEF - Other PCFP ■ Special Education Fund - SEF ■ Local/Federal Funding Outside of SEF

Local Funding Outside of SEF primarily are revenues from donations, indirect costs, and other miscellaneous revenues.

Does not include Other Financing Sources, which are primarily proceeds from bond issuances and transfers-in.

**Amended
Final
Budget**

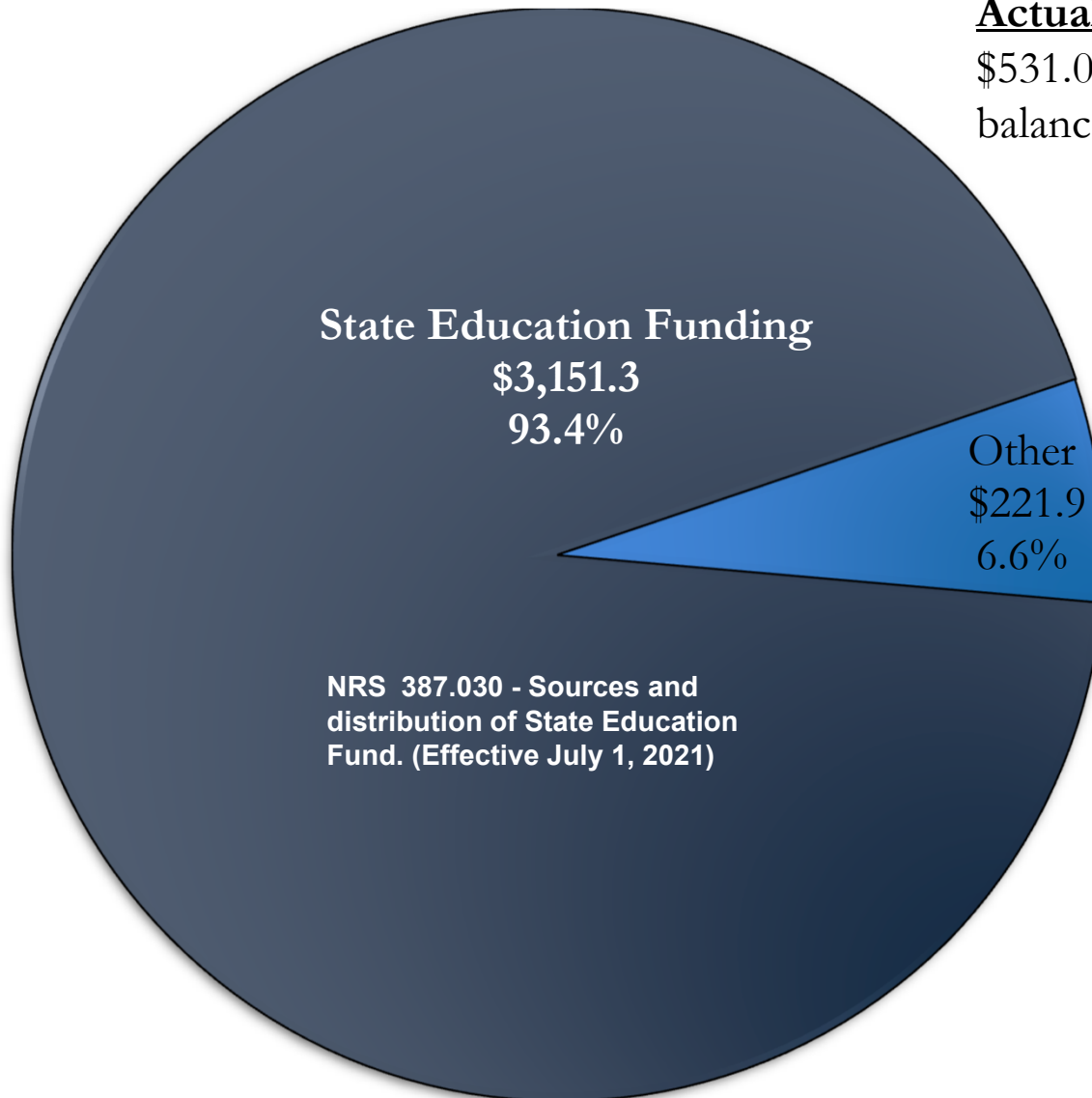
WHERE THE MONEY COMES FROM

General Operating Fund Revenues (in millions)

FY 2023 General Fund

Actual Ending Fund Balance

\$531.0 million includes unassigned
balance of \$121.5 million



NRS 387.030 - Sources and
distribution of State Education
Fund. (Effective July 1, 2021)

GENERAL OPERATING REVENUES

Description	2023-2024 FB	2023-2024 AFB	Change	Comments
E-Rate Reimbursements	2,700,000	2,600,000	(100,000)	3-year average of \$2.6 million
Local Government Taxes	870,000	660,000	(210,000)	Received \$0.6 million as of November 2023
Tuition and Summer School	1,170,000	1,140,000	(30,000)	3-year average of \$1.2 million
Adult Education	100,000	40,000	(60,000)	3-year average of \$0.04 million
Athletic Proceeds	540,000	720,000	180,000	3-year average of \$0.7 million
Services Provided	420,000	480,000	60,000	3-year average of \$0.5 million
Donations and Grants	690,000	590,000	(100,000)	3-year average of \$0.6 million
Other Local Sources	16,980,000	14,780,000	(2,200,000)	3-year average of \$10.2 million (Indirect Cost-ESSER)
Interest Income	1,720,000	47,290,500	45,570,500	Based on current market conditions
Total Local Sources	25,190,000	68,300,500	43,110,500	
Special Education Account	145,075,000	149,993,568	4,918,568	See slide "Revenue: State Projections and Assumption"
State Education Fund/PCFP	3,064,033,346	3,151,397,841	87,364,495	See slide "Revenue: State Projections and Assumption"
Total State Sources	3,209,108,346	3,301,391,409	92,283,063	
Federal Impact Aid	120,000	120,000	0	3-year average of \$0.6 million
Forest Reserve	80,000	80,000	0	3-year average of \$0.1 million
Administrative Claiming	1,950,000	1,950,000	0	3-year average of \$1.9 million
Total Federal Sources	2,150,000	2,150,000	0	
Sales of District Property	630,000	580,000	(50,000)	3-year average of \$0.6 million
Total Other Sources	630,000	580,000	(50,000)	
Total Operating Revenues	\$3,237,078,346	\$3,372,421,909	135,343,563	

Note: Does not include "Other Financing Sources"

1. Bond proceeds
2. Subscription-Based Information Technology Arrangements (SBITAs) GASB 96

REVENUE: STATE PROJECTIONS AND ASSUMPTIONS

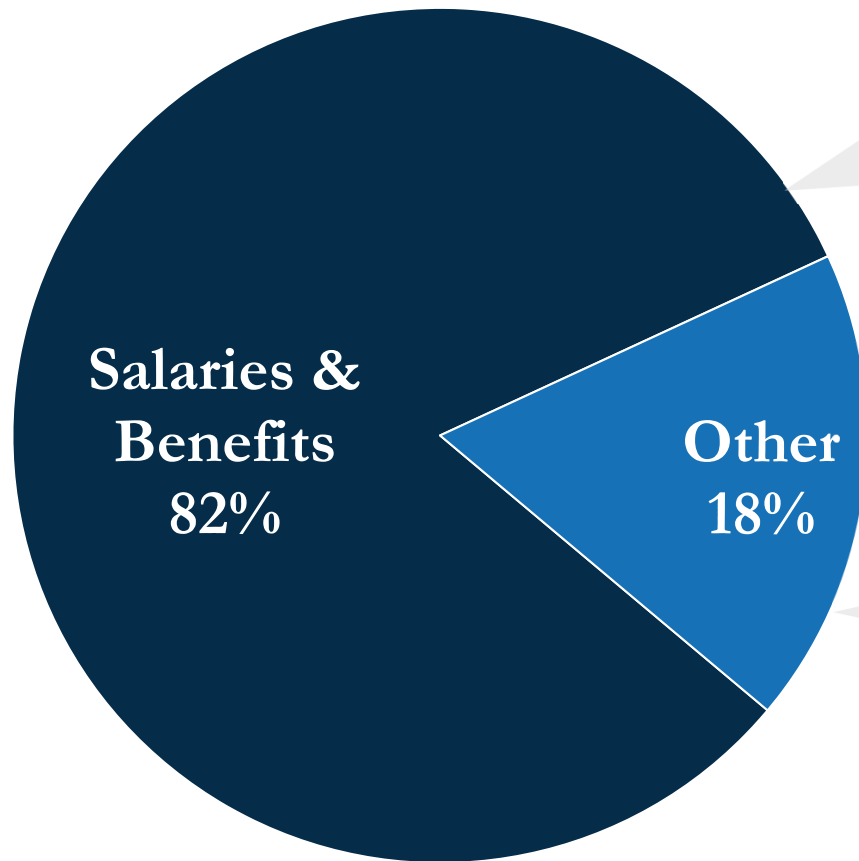
Total State Sources

2023-2024 Amended Final Budget	= \$ 3,301,391,409
2023-2024 Final Budget	= <u>\$ 3,209,108,346</u>
Additional Projected Revenue	= \$ 92,283,063

General Education – State Education Funding/PCFP is forecasted to increase by **\$87.4 million** to a projected balance of **\$3.15 billion**. Base Funding increase is due to a per-pupil increase of **\$324** to **\$9,045** from **\$8,721** with a projected enrollment loss of **792** (**488** full unweighted).

Special Education – State Education Funding is projected to increase by **\$4.9 million** from **\$145.0 million** to **\$149.9 million**.

WHERE THE MONEY IS SPENT



GENERAL OPERATING FUND

	Full-Time Equivalents (FTEs) (\$ IN MILLIONS)			
School Based - Strategic	17,941	65.8%	1,969.5	65.2%
School Based	5,380	19.7%	535.1	17.7%
Transportation	1,640	6.0%	143.4	4.8%
Central Office	2,288	8.4%	372.9	12.3%
Total	27,249	100%	3,021.0	100%

	(\$ IN MILLIONS)
Textbooks/Supplies	\$ 323.7
Utilities(Electric/Gas/Water)	119.0
Professional Services	65.3
Technology	38.7
Vehicles, Buses, Fuel	25.9
Repairs/Maintenance	26.4
Property/Liability Insurance	30.8
Transfers-out (Weighted Funds)	13.2
Printing	6.9
Postage	1.6

WHERE THE MONEY IS SPENT

(CONTINUED)

GENERAL FUND

Division	FTEs	\$ (In Millions)
Office of the Superintendent	15.0	\$ 3.5
Communications Unit	18.0	2.9
Vegas PBS	29.9	3.9
Office of the General Counsel	19.0	6.5
Chief of Staff	71.2	9.7
Police Services	237.5	38.3
Human Resources Division	207.5	60.5
Operational Services Unit	1,024.1	153.4
Teaching and Learning Unit	1,198.0	176.5
Facilities Services Unit	817.0	212.8
Business and Finance Unit	121.8	173.6
Strategic Budgets	17,943.2	2,250.3
Grand Total	21,702.2	\$ 3,091.9

FTEs includes all employee groups

WHERE THE MONEY IS SPENT

SPECIAL EDUCATION FUND

Department	FTEs	\$ (In Millions)
Legal	1.0	\$ 0.2
Student Records Services	8.0	0.8
Student Services Division	239.7	64.3
Special Education - Licensed Positions	3,450.3	366.7
Special Education - Support Positions	1,290.4	76.9
Transportation	928.5	96.1
Grand Total	5,917.8	\$ 605.0

FTEs includes all employee groups

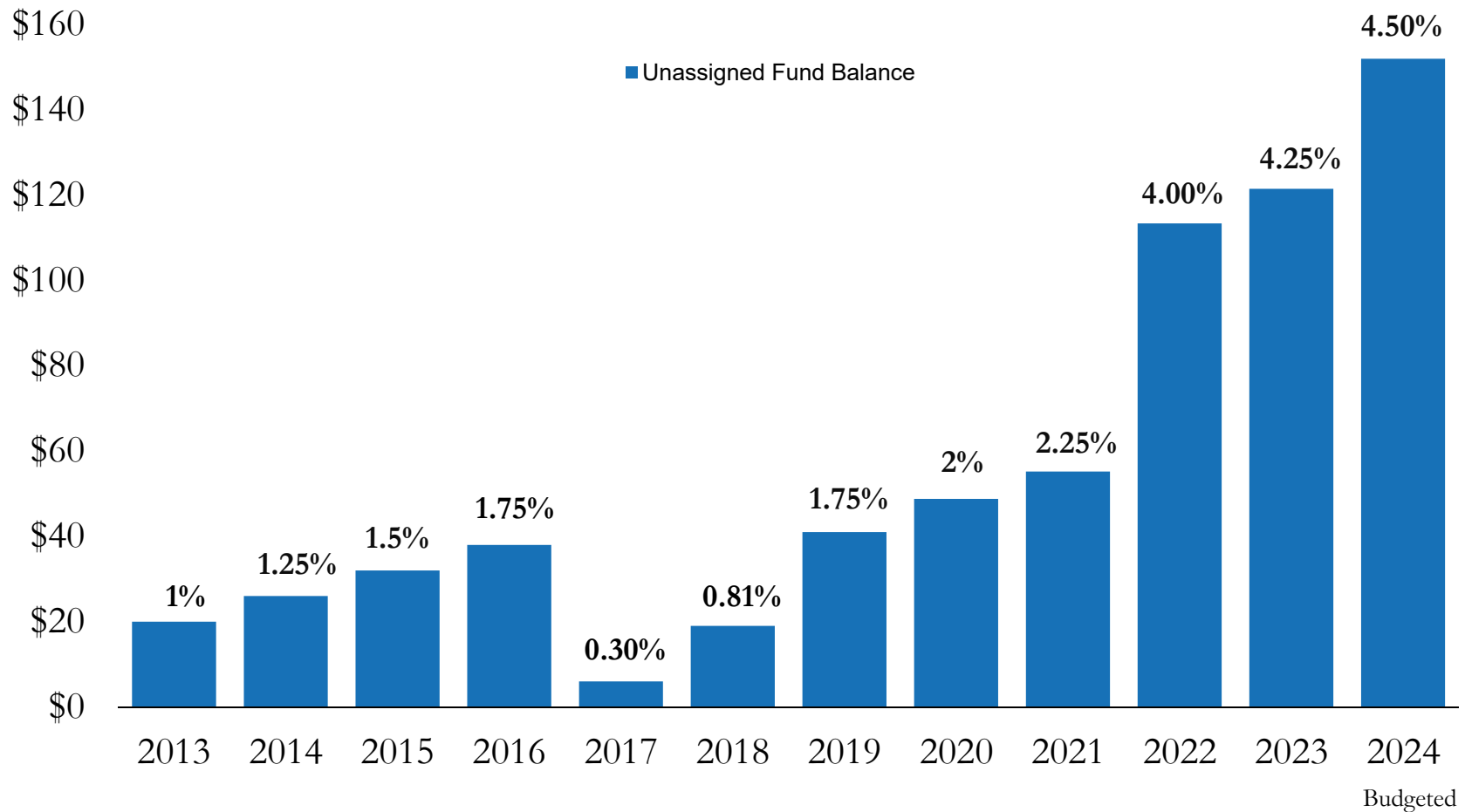
BUDGET COMPARISON

(IN MILLIONS)	2021-2022	2022-2023	Change	2023-2024	Change
	Amended Final Budget	Amended Final Budget		Amended Final Budget	
Beginning Fund Balance	\$ 377.0	\$ 493.6	\$ 116.6	\$ 531.0	\$ 37.4
Total Revenues	2,865.2	2,840.0	(25.2)	3,372.4	532.4
Total Resources	3,242.2	3,333.6	91.4	3,903.4	569.8
Total Salaries and Benefits	2,480.7	2,556.9	76.2	3,020.9	464.0
Total Services	144.4	159.7	15.3	200.9	41.2
Total Supplies	292.7	372.6	79.9	401.3	28.7
Total Property	52.1	44.8	(7.3)	31.2	(13.6)
Total Other	4.1	4.1	0.0	4.8	0.7
Total Expenditures	2,974.0	3,138.1	164.1	3,659.2	521.1
Other Financing Sources	(17.9)	(21.9)	(4.0)	(12.6)	9.3
Total Fund Balance Details	\$ 250.3	\$ 173.6	\$ (76.7)	\$ 231.6	\$ 58.0
Assigned (Indirect Cost, Donations, Future Initiatives)	2.3	14.9		41.9	
Nonspendable (Inventory/Prepaid)	39.4	38.0		38.0	
Restricted (Collective Bargaining Agreements)	94.0	-		-	
Unassigned	114.6	120.7		151.7	
	Unassigned at 4.0%	Unassigned at 4.25%		Unassigned at 4.5%	
Total	\$ 250.3	\$ 173.6		\$ 231.6	

UNASSIGNED ENDING FUND BALANCE

- Regulation 3110, requires the District to have a **2 percent unassigned** ending fund balance.

(\$ IN MILLIONS)



EMPLOYEE CONTRACTS STATUS

Bargaining Group	Status	FY 2024	FY 2025
Clark County Education Association CCEA (Teachers)	Collective bargaining agreement (CBA) - Pending resolution	<ul style="list-style-type: none"> Pending resolution 	<ul style="list-style-type: none"> Pending resolution
Education Support Employees Association ESEA (Support Professionals)	Settled CBA through FY 2025	<ul style="list-style-type: none"> \$15 per hour minimum for all support professional positions 8.65% salary scale increase in compensation (inclusive of the 1.875% increase that was provided as of July 1, 2023) Healthcare increase of 15% to CCSD's contribution One-step advancement on the salary schedule Various internal compensation adjustments 	<ul style="list-style-type: none"> 2% salary increase One-step advancement on salary schedule. Healthcare increase of 5% to CCSD's contribution Various internal compensation adjustments
Clark County Association of School Administrators and Professional-technical Employees CCASAPE (Administrators)	Settled CBA through FY 2025	<ul style="list-style-type: none"> 10% salary scale increase: (inclusive of 1.875% increase provided effective July 1, 2023) Column advancement Health benefit contribution increase of 8% Various internal compensation adjustments 	<ul style="list-style-type: none"> 2% salary increase Column advancement Health benefit contribution increase of 5% Various internal compensation adjustments
Police Officers Association of the Clark County School District POA	CBA - Pending resolution	<ul style="list-style-type: none"> Healthcare increase of 15% Other financial considerations pending resolution 	<ul style="list-style-type: none"> Pending resolution
Police Administrators Association PAA	CBA - Pending negotiation	<ul style="list-style-type: none"> Healthcare increase of 15% Other financial considerations pending negotiation 	<ul style="list-style-type: none"> Pending negotiation



SUPERINTENDENT'S COMMENTS
BOARD DISCUSSION AND
QUESTIONS



BOARD OF SCHOOL TRUSTEES

Evelyn Garcia Morales, President

Lola Brooks, Vice President

Irene Bustamante Adams, Clerk

Linda P. Cavazos, Member

Lisa Guzmán, Member

Katie Williams, Member

Brenda Zamora, Member

Jesus F. Jara, Ed.D., Superintendent